



SIXTH FORM PARENT INFORMATION EVENING

Thursday 27th June 2024



A6

Welcome to 

The ethos of Alsager Sixth Form...

To provide students with the support needed to fulfil their potential, developing the necessary qualifications and independency to move onto aspirational destinations, in an environment that expects students to have the highest expectations for themselves.

Welcome to **A6**

Who to see if you need help



Welcome to **A6**

Who to see if you need help

**Deputy Director of Sixth Form
(Mrs Brookshaw)**

Achievement and progress
Technical Qualification QA
Supporting vision, ethos and
policies of the sixth form



Welcome to **A6**

Who to see if you need help



Welcome to **A6**

Who to see if you need help

**Pastoral Administrator
(Mrs James)**

Safeguarding
Attendance

Wellbeing and mental health
Supporting PSHE curriculum



Welcome to

Who to see if you need help



Director of Sixth Form

(Mr Rayner)

Curriculum

Behaviour & Culture (inc. attendance)

Personal Development (inc. PSHE)

Destination progression

Enrichment

Recruitment

Deputy Director of Sixth Form **(Mrs Brookshaw)**

Achievement and progress

Technical Qualification QA

Supporting vision, ethos and
policies of the sixth form

Pastoral Administrator **(Mrs James)**

Safeguarding

Attendance

Wellbeing and mental health

Supporting PSHE curriculum

Careers Administrator **(Mrs Haskew)**

Post-18 destinations

Recruitment and transition

Supporting wider enrichment
curriculum

Year 12 Tutor Team

Welcome to **A6**

Who to see if you need help

**Careers Administrator
(Mrs Haskew)**

Post-18 destinations
Recruitment and transition
Supporting wider enrichment
curriculum



Welcome to **A6**

Who to see if you need help



Welcome to **A6**

Who to see if you need help

Director of Sixth Form

(Mr Rayner)

Curriculum

Behaviour & Culture (inc. attendance)

Personal Development (inc. PSHE)

Destination progression

Enrichment

Recruitment



Welcome to **A6**

Who to see if you need help



Director of Sixth Form

(Mr Rayner)

Curriculum
Behaviour & Culture (inc. attendance)
Personal Development (inc. PSHE)
Destination progression
Enrichment
Recruitment

Deputy Director of Sixth Form **(Mrs Brookshaw)**

Achievement and progress
Technical Qualification QA
Supporting vision, ethos and
policies of the sixth form

Pastoral Administrator **(Mrs James)**

Safeguarding
Attendance
Wellbeing and mental health
Supporting PSHE curriculum

Careers Administrator **(Mrs Haskew)**

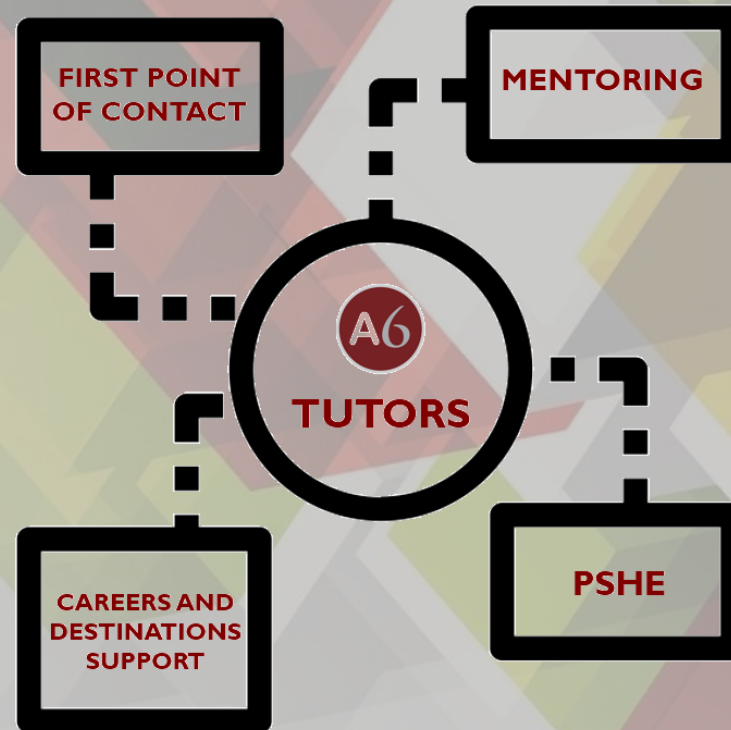
Post-18 destinations
Recruitment and transition
Supporting wider enrichment
curriculum

Year 12 Tutor Team

Welcome to

Who to see if you need help

Year 12 Tutor Team



Welcome to

16 to 19 Bursary Fund

- The Sixth Form bursary is designed to support students in meeting their costs of study.
- Eligible students can receive between £100 and £1200 per year depending on the criteria for eligibility they meet (based on government guideline).
- In the past year students have utilised the 16 to 19 bursary fund to support the payment of:
 - Transport costs.
 - Purchasing additional subject resources such as revision guides and online tuition.
 - Obtaining equipment to meet specific needs, such as reading pens.
 - Supporting costs related to trips and visits.

Welcome to

16 to 19 Bursary Fund

- Letter will come with your GCSE results providing information about applying for the bursary and the evidence that will be required.
- If applications are successful, we will support you in setting up payments.
- Please be aware that you will require a bank account in your own name for bursary payments to be made.

Welcome to *Transport*

- Please be aware that you no longer receive free school transport in post-16 education, although students may be eligible for transport assistance.
- All the information on applying for transport and transport assistance can be found here:
 - https://www.cheshireeast.gov.uk/schools/school_transport/school-transport.aspx
 - <https://www.staffordshire.gov.uk/Education/School-Transport/Post-16/Post-16-travel-homepage.aspx>
- Students eligible for the Sixth Form bursary can access additional finance support for transport costs.

Welcome to

Equipment and resources

- Students will need:
 - Folders with dividers to you have organised subject, tutor and your careers/next steps information.
 - A4 lined paper
 - Stationery (pens, pencils, ruler etc.)
 - Subject specific equipment
- Students might want to consider:
 - Supporting books/revision guides
 - Your own laptop or tablet



Alsager Sixth Form Dress Code (from September 2024)

Rationale: the sixth form dress code aims to provide a clear framework for students to ensure their clothing choices ensure their appearance is smart and professional. As well as being role models for younger students in the school and providing examples of students who are dressed professionally, the manner with which Alsager Sixth Form students dress shows they are ready to perform and adopt a productive mindset in all aspects of their studies. The dress code allows students to be confident in demonstrating the important life skill of ensuring the clothing they wear is in keeping with the environment they are operating in, in this case an educational institution that expects students to set high standards for themselves. Alsager Sixth Form believes wholeheartedly that all students are able to meet the dress code regardless of socioeconomic status, gender or religious orientation.

Appropriate for Sixth Form	Not appropriate for Sixth Form
<p>All students should wear smart, work style wear as listed below. For examples of this please refer to the Sixth Form Dress Code Examples Guide.</p> <ul style="list-style-type: none"> • Smart shirt or blouse with collar • Smart tops • Smart jumper or cardigan • Smart jacket or blazer • Smart trousers/chinos • Smart skirt or dress of an appropriate length • Clothing of religious importance/tradition • Smart leather or suede shoes or low boots <p>To support safeguarding sixth form students are required to wear their lanyard at all times.</p> <p>Mobile phones and ear buds may be used in the sixth form area but not in main school areas.</p>	<ul style="list-style-type: none"> • Sports or leisure clothing of any kind (leggings, joggers, etc) • Denim clothing, e.g Jeans • Canvas shoes or trainers, Vans or Converse (even leather ones). • Open toe sandals, flip flops or 'Crocs'. • Round-neck t-shirts • Combat-style trousers • Hoodies • Sweatshirts • Clothing that leads to visible underwear/bare midriffs • Narrow strapped tops or dresses • Short skirts or dresses (as a guide – no greater than one hands width above the knee). • Large logos (as a guide – no greater than 5cm²) • Ripped clothing • Hats or caps • Facial piercings (a clear nose stud is permitted) • Unnatural hair colour • Visible tattoos <p>This list is not exhaustive, if you choose to wear something which does not fit within the spirit of the policy you will be asked to rectify it. The final decision on this is that of the Sixth Form leadership team.</p>

Welcome to

Dress code rationale

- The sixth form dress code aims to provide a clear framework for students to ensure their clothing choices ensure their appearance is smart and professional.
- As well as being role models for younger students in the school and providing examples of students who are dressed professionally.
- The manner with which Alsager Sixth Form students dress shows they are ready to perform and adopt a productive mindset in all aspects of their studies.
 - The dress code allows students to be confident in demonstrating the important life skill of ensuring the clothing they wear is in keeping with the environment they are operating in, in this case an educational institution that expects students to set high standards for themselves.
- Alsager Sixth Form believes wholeheartedly that all students are able to meet the dress code regardless of socioeconomic status, gender or religious orientation.

Alsager Sixth Form Dress Code (from September 2024)

Rationale: the sixth form dress code aims to provide a clear framework for students to ensure their clothing choices ensure their appearance is smart and professional. As well as being role models for younger students in the school and providing examples of students who are dressed professionally, the manner with which Alsager Sixth Form students dress shows they are ready to perform and adopt a productive mindset in all aspects of their studies. The dress code allows students to be confident in demonstrating the important life skill of ensuring the clothing they wear is in keeping with the environment they are operating in, in this case an educational institution that expects students to set high standards for themselves. Alsager Sixth Form believes wholeheartedly that all students are able to meet the dress code regardless of socioeconomic status, gender or religious orientation.

Appropriate for Sixth Form	Not appropriate for Sixth Form
<p>All students should wear smart, work style wear as listed below. For examples of this please refer to the Sixth Form Dress Code Examples Guide.</p> <ul style="list-style-type: none"> • Smart shirt or blouse with collar • Smart tops • Smart jumper or cardigan • Smart jacket or blazer • Smart trousers/chinos • Smart skirt or dress of an appropriate length • Clothing of religious importance/tradition • Smart leather or suede shoes or low boots <p>To support safeguarding sixth form students are required to wear their lanyard at all times.</p> <p>Mobile phones and ear buds may be used in the sixth form area but not in main school areas.</p>	<ul style="list-style-type: none"> • Sports or leisure clothing of any kind (leggings, joggers, etc) • Denim clothing, e.g Jeans • Canvas shoes or trainers, Vans or Converse (even leather ones). • Open toe sandals, flip flops or 'Crocs'. • Round-neck t-shirts • Combat-style trousers • Hoodies • Sweatshirts • Clothing that leads to visible underwear/bare midriffs • Narrow strapped tops or dresses • Short skirts or dresses (as a guide – no greater than one hands width above the knee). • Large logos (as a guide – no greater than 5cm²) • Ripped clothing • Hats or caps • Facial piercings (a clear nose stud is permitted) • Unnatural hair colour • Visible tattoos <p>This list is not exhaustive, if you choose to wear something which does not fit within the spirit of the policy you will be asked to rectify it. The final decision on this is that of the Sixth Form leadership team.</p>

Appropriate for Sixth Form

All students should wear smart, work style wear as listed below. For examples of this please refer to the Sixth Form Dress Code Examples Guide.

- Smart shirt or blouse with collar
- Smart tops
- Smart jumper or cardigan
- Smart jacket or blazer
- Smart trousers/chinos
- Smart skirt or dress of an appropriate length
- Clothing of religious importance/tradition
- Smart leather or suede shoes or low boots

To support safeguarding sixth form students are required to wear their lanyard at all times.

Mobile phones and ear buds may be used in the sixth form area but not in main school areas.

Not appropriate for Sixth Form

- Sports or leisure clothing of any kind (leggings, joggers, etc)
- Denim clothing, e.g Jeans
- Canvas shoes or trainers, Vans or Converse (even leather ones).
- Open toe sandals, flip flops or 'Crocs'.
- Round-neck t-shirts
- Combat-style trousers
- Hoodies
- Sweatshirts
- Clothing that leads to visible underwear/bare midriffs
- Narrow strapped tops or dresses
- Short skirts or dresses (as a guide – no greater than one hands width above the knee).
- Large logos (as a guide – no greater than 5cm²)
- Ripped clothing
- Hats or caps
- Facial piercings (a clear nose stud is permitted)
- Unnatural hair colour
- Visible tattoos

This list is not exhaustive, if you choose to wear something which does not fit within the spirit of the policy you will be asked to rectify it. The final decision on this is that of the Sixth Form leadership team.



Alsager Sixth Form College

Dress Code Examples

The following pages show examples of items of clothing that would be appropriate under the new dress code (starting September 2024). This is not an exhaustive list but suggestions that should help students get a clearer idea of what is suitable.

As a reminder jewellery and make should be simple and in keeping with a professional appearance. Hair colour should be natural.

Examples of sixth form outfits



Examples of prices

Outfit 1 **ASDA** George.

Black long sleeve top
(£5.00)



Checked trousers
(£9.00)



Shoes - Black
Chelsea boots
(£7.00)



Outfit 2 **ASDA** George.

Blue long sleeve shirt
(£10.00)




Navy trousers
(£10.00)



Shoes - Brown leather
brogues
(£26.00)



Capsule wardrobe examples



*T shirts and bodysuits can not be worn on their own























A week as a sixth former consists of...

You will have
25 sessions
on your
timetable



Taught lessons

For your 3/4 subjects with your teachers, typically 10 per fortnight



Study periods

Time for you to continue your learning outside of lessons



Tutor sessions

25 minute sessions with different foci across the week



Enrichment

Timetabled additional sessions

Case Study - Student A



15

Subject lessons

1

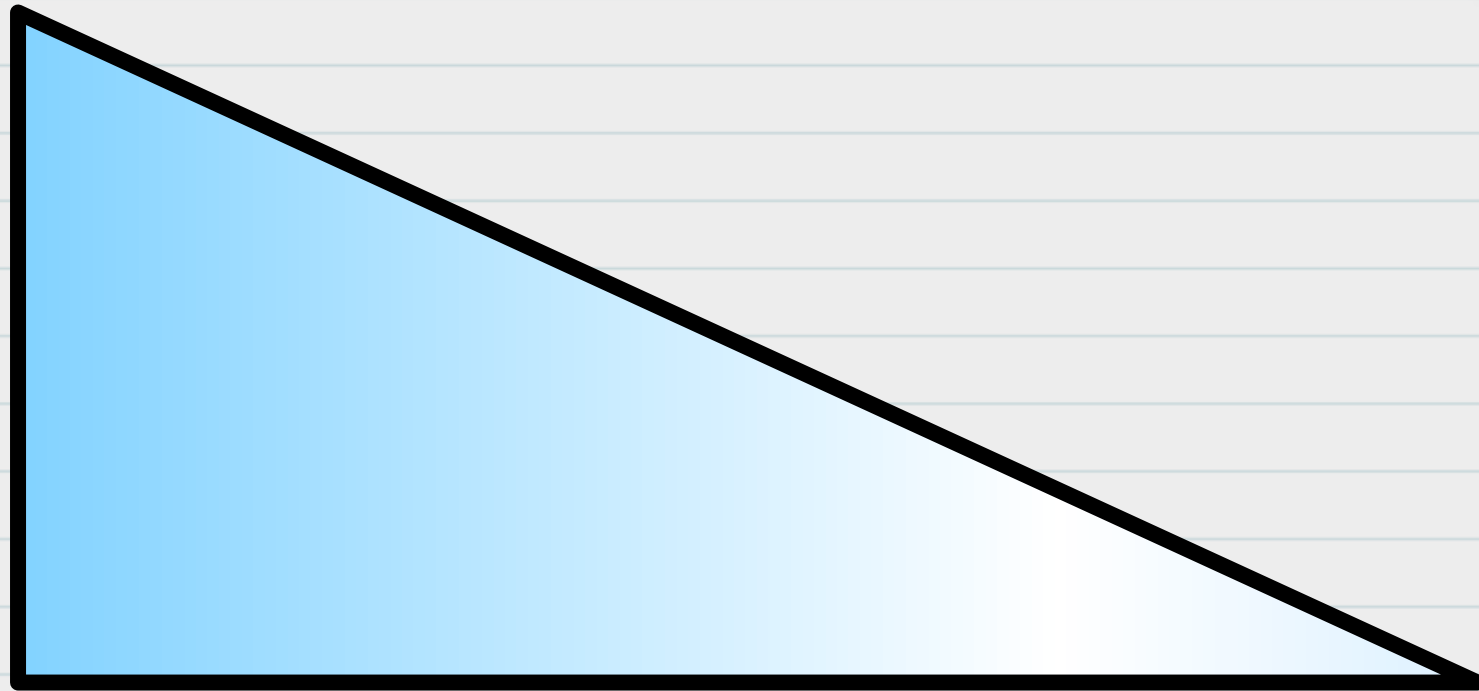
Enrichment session

9

Out of a week of 25 lessons
this leaves 9 study periods –
an average of nearly 2 per day

Supportive progress through Sixth Form...

MONITORING AND
SUPERVISION OF
STUDY TIME



Start of
Year 12

Start of
Year 13

End of Year
13

Study periods

- Independent study periods
- Non-independent study periods
- Flexible study periods



Independent learning



- Research shows that students who fulfil their potential at sixth form complete an additional 20 hours of studying towards their subjects per week – homework alone will not fulfil this.
- Independent learning allows learning to be personalised so that students spend additional time on the areas they require most help on.
- Independent learning tasks provide you with examples of 'Supra-Curricular' experiences students need to populate your personal statement for university as well as supporting statements for apprenticeships and jobs.

Independent learning ideas



- Revision (cue cards, mind maps etc)
- Past paper questions
- Reattempting/redrafting
- Reading ahead (pre-reading)
- Completing wider academic reading / listening / viewing and producing a VIPER summary
- Watching an online tutorial/revision video and making summary notes.
- Completing a MOOC (Massive Online Open Course)

Welcome to

Enrichment

- Other activities students can participate in beyond their lessons.
- In Year 12 you will have a number of opportunities to broaden your sixth form experience, including:
 - Wednesday afternoon Sports and Societies (SportSocs)
 - Duke of Edinburgh Gold Award
 - Student leadership opportunities
 - Volunteering, mentoring and tuition
 - The Alsager Research Project
- On Tuesday afternoons we will alternate between a guest speaker session and SportSocs (our Sport and Societies afternoon).

Welcome to

Summer learning postcards

Summer learning *A-level Economics*

Essential Task:

Create an article that identifies three good or services that the government provides for society. Try to identify economic reasons why it does this. Research and use the term positive externalities in your answer.

Include an explanation of 3 ways that the government could intervene to deter consumers from buying or using a product.

You could read:

Economics for beginners -
Andrew Prentice
Economics and Business
Journals—<https://ebea.org.uk/journal-archive>



You could watch:

Introduction to A-Level Economics
<https://www.youtube.com/watch?v=34yVBDvhAgc&list=PLPyIFM6O>



If you have any questions regarding this work or any other aspect of the A-level Economics course then please e-mail: XXXXXXXXX@alsagerschool.org



Summer learning

A-level Economics

Essential Task:

Create an article that identifies three good or services that the government provides for society. Try to identify economic reasons why it does this. Research and use the term positive externalities in your answer.

Include an explanation of 3 ways that the government could intervene to deter consumers from buying or using a product.

You could read:

Economics for beginners -
Andrew Prentice
Economics and Business
Journals—<https://ebea.org.uk/journal-archive>

You could watch:

Introduction to A-Level Economics
<https://www.youtube.com/watch?v=34yVBDvhAgc&list=PLPyIFM6O>



If you have any questions regarding this work or any other aspect of the A-level Economics course then please e-mail: XXXXXXXXXX@alsagerschool.org



Reading
(Books/journals/articles etc)



Viewing (films/documentaries/TED talks etc)



Trips/visits



Listening
(podcasts/radio shows etc.)

Essential Task:

Create an article that identifies three good or services that the government provides for society. Try to identify economic reasons why it does this. Research and use the term positive externalities in your answer.

Include an explanation of 3 ways that the government could intervene to deter consumers from buying or using a product.


Essential task

- Will be collected in as part of your first lesson in September.
- Should not take more than 3 hours.
- Email address on postcard if you need support (final weeks of summer term and post-GCSE results)

Welcome to

On GCSE Results Day

- Thursday 22nd August
- Once you've collected your results you will then make a final confirmation of your place at Alsager Sixth Form by completing the online form (there will be a link sent out and QR codes for you to scan).
- Please be prepared that if you haven't met the published entry requirements for a qualification you will have to select an alternative subject.
- If you wish to make any changes to your subject we now complete this on results day.



Welcome to

The start of term...

- Wednesday 4th September.
- The first 2 periods of this day is used to help orientate you into Sixth Form.
- You will:
 - Receive your timetable
 - Have a session with your personal tutor and the Sixth Form Leadership Team.
- More information on this day to be confirmed closer to the time.



Welcome to

Many thanks and please stay behind if you have any questions or would like to speak to us about anything.

Email contact

Andy Rayner (Director of Sixth Form)

a.rayner@alsagerschool.org

